

PRASHANT INDIA LTD.

Regd. Office : Block no.456, N.H.No.8, PALSANA-394 315, Dist. Surat, State Gujarat

Ph: (02622) 325 227,

AUDITED FINANCIAL RESULTS FOR THE QUARTER AND YEAR ENDED 31-03-2015

(Rs.In lakhs)

Particulars	Quarter ended			Year Ended	
	Audited 31.03.2015	Unaudited 31.12.2014	Audited 31.03.2014	Audited 31.03.2015	Audited 31.03.2014
1. Income					
a. Net Sales/Income from operations	11.14	0.02	11.28	34.87	40.57
b. Other operating income	0.00	0.00	0.00	0.00	0.00
Total income from operations	11.14	0.02	11.28	34.87	40.57
2. Expense -					
a. Cost of materials consumed	11.40	0.12	(1.35)	11.64	2.40
b. Purchase of stock in trade	0.00	0.00	0.00	0.00	0.00
c. Changes in inventory of FG,WIP & stock	0.00	0.00	0.71	0.00	0.71
d. Employees benefit expense	4.19	2.84	5.02	11.92	22.12
e. Depreciation and amortisation	(3.10)	16.38	(11.39)	46.03	65.51
f. Other expenditure (any item exceeding 10% of the total expense relating to continuing operations to be shown separately)	14.84	20.82	9.30	47.80	49.29
Total expense	27.33	40.16	2.29	117.39	140.03
3. Profit/(Loss) from operations before other income finance cost and exceptional items (1-2)	(16.19)	(40.14)	8.99	(82.52)	(99.46)
4. Other income	5.99	0.00	16.11	6.18	16.11
5. Profit/(Loss) from ordinary activities before finance cost and exceptional items (3+_4)	(10.20)	(40.14)	25.10	(76.34)	(83.35)
6. Finance cost	0.04	0.01	0.04	0.29	0.07
7. Profit/(Loss) from ordinary activities after finance cost before exceptional items (5+_6)	(10.24)	(40.15)	25.06	(76.63)	(83.42)
8. Exceptional items	70.65		0.00	70.65	0.00
9. Profit/(Loss) from ordinary activities before tax tax (7+_8)	60.41	(40.15)	25.06	(5.98)	(83.42)
10. Tax expenses	0.00	0.00	0.00	0.00	0.00
11. Net Profit/(Loss) from ordinary activities after tax (9+_10)	60.41	(40.15)	25.06	(5.98)	(83.42)
12. Extraordinary items (Net of tax expenses Rs)	0.00	0.00	0.00	0.00	0.00
13. Net Profit/(Loss) for the period (11+_12)	60.41	(40.15)	25.06	(5.98)	(83.42)
14. Share of profit/(loss) of associates	0.00	0.00	0.00	0.00	0.00
15. Minority interest	0.00	0.00	0.00	0.00	0.00
16. Net profit/(loss) after taxes, minority interest and share of profit/(loss) of associates (13+-14+-15)					
17. Paid up equity share capital (Face value Rs.10 per share)	423.54	423.54	423.54	423.54	423.54
18. Reserves excluding revaluation reserves as per balance sheet of pre. accounting yr.	(3727.28)	(3787.69)	(3721.30)	(3727.28)	(3721.30)

(Handwritten Signature)



	Quarter ended			Year Ended	
	Audited 31.03.2015	Unaudited 31.12.2014	Audited 31.03.2014	Audited 31.03.2015	Audited 31.03.2014
19. EPS					
a. Basic and diluted EPS before extraordinary items for the period, for the period, for the year to date and for the pre. yr. (not to be annualised)	1.43	(0.95)	0.59	(0.14)	(1.97)
b. Basic and diluted EPS after extraordinary items for the period, for the period, for the year to date and for the pre. yr. (not to be annualised)	1.43	(0.95)	0.59	(0.14)	(1.97)
A -Particulars of Share holding					
1. Public shareholding					
- Number of shares	3389533	2833375	2833375	3389533	2833375
- Percentage fo shareholding	80.03%	66.90%	66.90%	80.03%	66.90%
2. Promoters and promoter group shareholding					
a) Pledged / Encumbered					
- Number of shares	0	0	0	0	0
- Percentage of shares (as a % of the total shareholding of promoter and promoter group)	0.00%	0.00%	0.00%	0.00%	0.00%
- Percentage of shares (as a % of the total share capital of the company)	0.00%	0.00%	0.00%	0.00%	0.00%
b) Non encumbered					
- Number of shares	845910	1402068	1402068	845910	1402068
- Percentage of shares (as a % of the total shareholding of promoter and promoter group)	100.00%	100.00%	100.00%	100.00%	100.00%
- Percentage of shares (as a % of the total share capital of the company)	19.97%	33.10%	33.10%	19.97%	33.10%

B - INVESTOR COMPLAINT

No investor complaint were pending at the beginning and at the end of the quarter


Notes -

- 1) The above Audited Results for the iv quarter and financial year ended 31.03.2015 after review by the Audit committee of Director were approved by the Board of Director at their meeting held on 28.05.2015
- 2) No provision for interest has been made in respect of borrowings from financial institutions and banks for the year ended on 31-03-2001 and thereafter since the respective loans are classified as NPA by the Institutions and Banks.
- 3) The company has been declared sick and appeal is pending before H'ble Guj. High Court against the company winding up order passed by the BIFR on dt.14-09-2006 and upheld by the AAIFR on dt.06-12-10.
- 4) Exceptional items represent retained earnings on account of change in depreciation rates under the Companies Act, 2013
- 5) The Figures for the last quarter for the current and previous year are the balancing figures between the audited figures for full financial year and the published year to date figures up to december 31st of the respective year
- 6) No Dividend has been declared by the Board of Director

Place : Surat

Date : 28-05-2015

For PRASHANT INDIA LTD.,


Managing Director

FOR DEVENDRA GHEEWALA & CO.
CHARTERED ACCOUNTANTS


(DEVENDRA M. GHEEWALA)
PROPRIETOR

DEVENDRA M. GHEEWALA
CHARTERED ACCOUNTANT
M. NO. 49857

PRASHANT INDIA LTD.

Regd. Office : Block no.456, N.H.No.8, PALSANA-394 315, Dist. Surat, State Gujarat

Ph: (02622) 325 227,

Reporting of Segmentwise Revenue, Results and Capital Employed alongwith the quarterly results

(Rs.In lakhs)


Particulars	Quarter ended			Year Ended	
	Audited 31.03.2015	Unaudited 31.12.2014	Audited 31.03.2014	Audited 31.03.2015	Audited 31.03.2014
1. Segment Revenue (net sale/ income from each segment should be disclosed under this head)					
a. Textile	(1.35)	1.35	(0.46)	0.00	12.17
b. Wind farm	12.49	(1.33)	11.74	34.87	28.40
c. Unallocated					
Total	11.14	0.02	11.28	34.87	40.57
Less : Inter Segment Revenue	0.00	0.00	0.00	0.00	0.00
Net sales /Income from operations	11.14	0.02	11.28	34.87	40.57
2. Segment Results - (Profit / Loss before tax and interest from each segment)					
Textile	13.58	(11.73)	9.44	(22.85)	(62.43)
Windfam	33.09	(20.23)	(1.04)	18.01	(15.64)
Unallocated	0.00	0.00	0.00	0.00	0.00
Total	46.67	(31.96)	8.40	(4.84)	(78.07)
Less : (i) Interest	0.04	0.01	0.04	0.29	0.07
(ii) Other un-allocable expenditure net off	(13.78)	8.18	(16.70)	0.85	5.28
(iii) unallocable income	0.00	0.00	0.00	0.00	0.00
Total profit before tax	60.41	(40.15)	25.06	(5.98)	(83.42)
3. Capital Employed (Segment assets - Segment liabilities)					
Textile	(1972.82)	(2008.07)	(1971.39)	(1972.82)	(1971.39)
Windfam	76.15	43.05	58.13	76.15	58.13
Unallocated	(1407.06)	(1822.66)	(1808.03)	(1407.06)	(1808.03)

Notes on segment information -

Segment revenue and expenses -

Revenue is generated through textile, wind farm and agro division of the company. The agro division of the company is non operative. The


R. Ghewala



Statement of assets and liabilities -		
Particulars	Year ended 31.03.2015 (Audited)	Year ended 30.03.2014 (Audited)
A EQUITY AND LIABILITIES :		
1. Shareholders' Funds		
(a) Share capital	423.54	423.54
(b) Reserves & surplus	(3727.28)	(3721.29)
(c) Money received against share warrants	0.00	0.00
Sub-total - Shareholders' funds	(3303.74)	(3297.75)
2. Share application money pending allotment	0.00	0.00
3. Minority interest	0.00	0.00
4. Non-current liabilities		
(a) Long-term borrowings	2900.63	2900.63
(b) Deferred tax liabilities (net)	0.00	0.00
(c) Other long-term liabilities	20.06	23.07
(d) Long-term provisions	0.00	0.00
Sub-total - Non-current liabilities	2920.69	2923.70
5. Current liabilities		
(a) Short-term borrowings	612.46	602.46
(b) Trade payables	18.55	12.42
(c) Other current liabilities	1.85	8.47
(d) Short-term provisions	83.45	83.45
Sub-total - Current liabilities	716.31	706.80
TOTAL - EQUITY AND LIABILITIES	333.26	332.75
B ASSETS :		
1. Non-current assets		
(a) Fixed assets	254.37	229.82
(b) Goodwill on consolidation #	0.00	0.00
(c) Non-current investments	0.00	0.00
(d) Deferred tax assets (net)	0.00	0.00
(e) Long-term loans and advances	59.46	60.28
(f) Other non-current assets	4.12	4.37
Sub-total - Non-current assets	317.95	294.47
2 Current assets		
(a) Current investments	0.00	0.00
(b) Inventories	0.61	0.00
(c) Trade receivables	9.98	33.97
(d) Cash and cash equivalents	4.72	4.31
(e) Short-term loans and advances	0.00	0.00
(f) Other current assets	0.00	0.00
Sub-total - Current assets	15.31	38.28
Total -Assets	333.26	332.75

Place : Surat
Date : 28-05-2015

For PRASHANT INDIA LTD.,


Managing Director

FOR DEVENDRA GHEEWALA & CO.
CHARTERED ACCOUNTANTS


(D. M. GHEEWALA)
PROPRIETOR

DEVENDRA M. GHEEWALA
CHARTERED ACCOUNTANT
M. NO. 49867